

Presentation Title

Presentation subtitle

blue 
california

A photograph of the Golden Gate Bridge in San Francisco, viewed from the water level. The bridge's massive steel towers and suspension cables are prominent against a clear blue sky. The water in the foreground is dark blue with some white foam from waves. The bridge spans across the water towards the hills in the distance.

AGENDA

Item 1

[Item2](#)

Item 3

Item 4

Item 5

Item 6

Title 40pt—sentence case

- First level text: Century Gothic, 30pt
 - Second level text: Century Gothic, 24pt
 - Third level text: Century Gothic, 20pt
 - Fourth level text: Century Gothic, 12pt
 - » **Fifth level text: Century Gothic, 12pt bold**

Slide title

- **First level text: Century Gothic, 20pt**
 - **Second level text: Century Gothic, 18pt**
 - **Third level text: Century Gothic, 16pt**
 - Fourth level text: Century Gothic, 10.5pt
 - » Fifth level text: Century Gothic, 10.5pt bold



Slide title

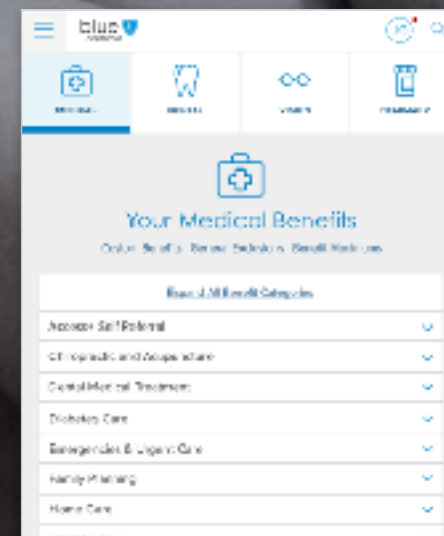
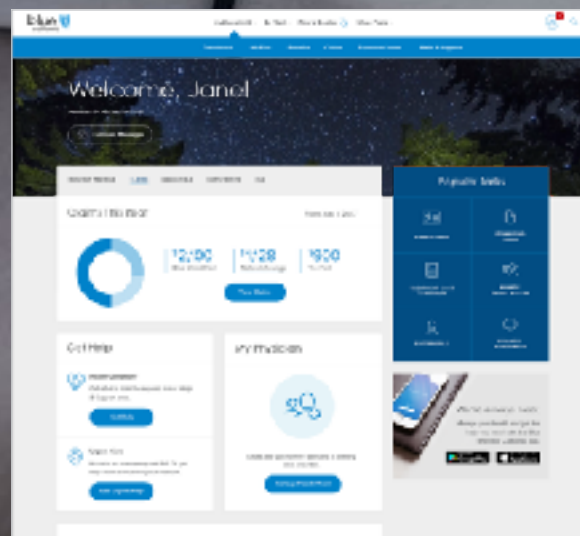
- First level text: Century Gothic, 20pt
 - Second level text: Century Gothic, 18pt
 - Third level text: Century Gothic, 16pt
 - Fourth level text: Century Gothic, 10.5pt
 - » Fifth level text: Century Gothic, 10.5pt bold



Affordable care-for everyone

Bringing health care into the digital age

We're building a seamless system that offers more convenient and clickable ways for your busy employees to understand their coverage, seek care and access their health information.



NAME OF APPS OR WEB SERVICES

Improving health and enhancing productivity for all employees

DISEASE MANAGEMENT

99%

Improvement in overall health

89%

Improved ability to carry out physical activities

PRENATAL AND PERINATAL CARE

15%

Reduction in inpatient days for mothers

24%

Reduction in NICU inpatient days

BEHAVIORAL HEALTH CONDITION MANAGEMENT

41%

Reduction in ER visits

35%

Reduction in inpatient days

Improving health and enhancing productivity for all employees

DISEASE MANAGEMENT

99%

Improvement in overall health

89%

Improved ability to carry out physical activities

PRENATAL AND PERINATAL CARE

15%

Reduction in inpatient days for mothers

24%

Reduction in NICU inpatient days

BEHAVIORAL HEALTH CONDITION MANAGEMENT

41%

Reduction in ER visits

35%

Reduction in inpatient days

Proven value of ACOs: "Bend the trend"

HMO RESULTS ARE IN

\$440M Aggregate cost savings

Collaboration

Improved Care

Reduced Costs

21% ▼

Inpatient admissions down

19% ▼

Inpatient bed stays down

21% ▼

Inpatient readmissions down

7% ▼

ER visits down

Annualized rate trends:

6.8%



Non-ACO

3.2%



ACO

Proven value of ACOs: "Bend the trend"

HMO RESULTS ARE IN

\$440M

Aggregate cost savings

Collaboration

Improved Care

Reduced Costs

21%

Inpatient admissions down

19%

Inpatient bed stays down

21%

Inpatient readmissions down

7%

ER visits down


Annualized rate trends:

6.8%



Non-ACO

3.2%



ACO