

# Presentation Title

Presentation subtitle

blue   
california



# AGENDA

Item 1

[Item2](#)

Item 3

Item 4

Item 5

Item 6

## Title 40pt—sentence case

- First level text: Century Gothic, 30pt
  - Second level text: Century Gothic, 24pt
    - Third level text: Century Gothic, 20pt
      - Fourth level text: Century Gothic, 12pt
        - » **Fifth level text: Century Gothic, 12pt bold**

## Slide title

- **First level text: Century Gothic, 20pt**
  - **Second level text: Century Gothic, 18pt**
    - **Third level text: Century Gothic, 16pt**
      - Fourth level text: Century Gothic, 10.5pt
        - » Fifth level text: Century Gothic, 10.5pt bold





## Slide title

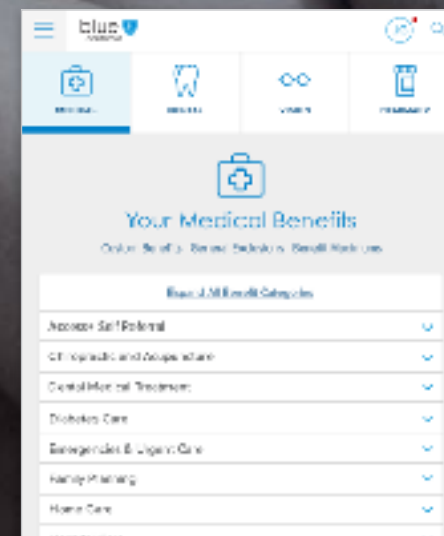
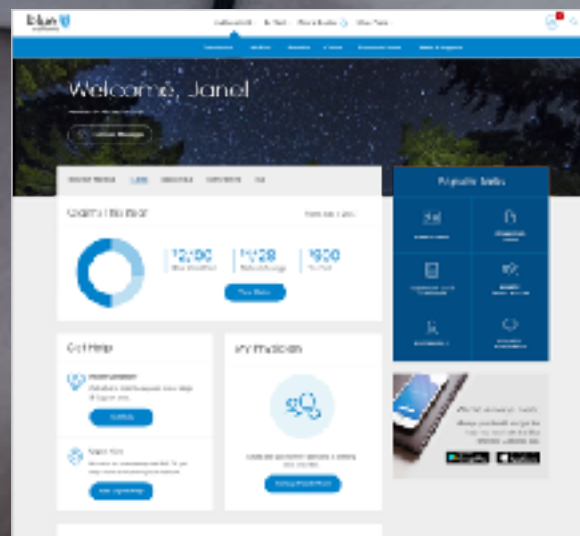
- First level text: Century Gothic, 20pt
  - Second level text: Century Gothic, 18pt
    - Third level text: Century Gothic, 16pt
      - Fourth level text: Century Gothic, 10.5pt
        - » Fifth level text: Century Gothic, 10.5pt bold



Affordable care-for everyone

# Bringing health care into the digital age

We're building a seamless system that offers more convenient and clickable ways for your busy employees to understand their coverage, seek care and access their health information.



NAME OF APPS OR WEB SERVICES

# Improving health and enhancing productivity for all employees

## DISEASE MANAGEMENT

**99%**

Improvement in overall health

**89%**

Improved ability to carry out physical activities

## PRENATAL AND PERINATAL CARE

**15%**

Reduction in inpatient days for mothers

**24%**

Reduction in NICU inpatient days

## BEHAVIORAL HEALTH CONDITION MANAGEMENT

**41%**

Reduction in ER visits

**35%**

Reduction in inpatient days

# Improving health and enhancing productivity for all employees

## DISEASE MANAGEMENT

**99%**

Improvement in overall health

**89%**

Improved ability to carry out physical activities

## PRENATAL AND PERINATAL CARE

**15%**

Reduction in inpatient days for mothers

**24%**

Reduction in NICU inpatient days

## BEHAVIORAL HEALTH CONDITION MANAGEMENT

**41%**

Reduction in ER visits

**35%**

Reduction in inpatient days



# Proven value of ACOs: "Bend the trend"

HMO RESULTS ARE IN

**\$440M** Aggregate cost savings

Collaboration

Improved Care

Reduced Costs

**21%** ▼

Inpatient admissions down

**19%** ▼

Inpatient bed stays down

**21%** ▼

Inpatient readmissions down

**7%** ▼

ER visits down

Annualized rate trends:

**6.8%**



Non-ACO

**3.2%**



ACO

# Proven value of ACOs: "Bend the trend"

HMO RESULTS ARE IN

# \$440M

Aggregate cost savings

Collaboration

Improved Care

Reduced Costs

# 21%

Inpatient admissions down

# 19%

Inpatient bed stays down

# 21%

Inpatient readmissions down

# 7%

ER visits down


Annualized rate trends:

6.8%



Non-ACO

3.2%



ACO